



May 15, 2012

Mr. Warner Ambrose, Budget Analyst
State of Nevada, Department of Taxation
1550 E. College Parkway, Suite 115
Carson City, NV 89706-7937

The City of Henderson - Redevelopment Agency herewith submits the final budget for the fiscal year ending June 30, 2013.

This budget contains one (1) fund, requiring property tax revenue totaling \$4,226,512.

The property tax rates computed herein are based on preliminary data. If the final state computed revenue limitation permits, the tax rate will be increased by an amount not to exceed .01 (1%). If the final computation requires, the tax rate will be lowered.

This budget contains one (1) governmental type fund with estimated expenditures of \$6,323,407.

Copies of this budget have been filed for public record and inspection in the offices enumerated in NRS 354.596 (Local Government Budget Act).

CERTIFICATION




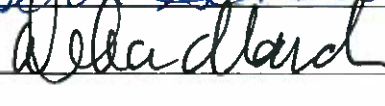
I, 
(Signature)

Treasurer
(Title)

I certify that all applicable funds and financial operations of this Local Government are listed herein.

Dated: May 15, 2012

APPROVED BY THE GOVERNING BOARD:

SCHEDULED PUBLIC HEARING

Date and Time: May 15, 2012 - 6:30 PM Publication Dates: May 4, 2012

Place: Henderson City Hall - 240 Water Street, Henderson, NV 89015

CITY OF HENDERSON – REDEVELOPMENT AGENCY

FISCAL YEAR JULY 1, 2012 - JUNE 30, 2013

INDEX

<u>SCHEDULE NUMBER</u>	<u>DESCRIPTION</u>	<u>PAGE NUMBER</u>
-----------------------------------	---------------------------	-------------------------------

INTRODUCTION

	Transmittal Letter	i
	Index	ii
	Budget Message	iii

SUMMARY FORMS

S-1	Budget Summary - All Funds	1-2
S-2	Statistical Data	3
S-3	Ad Valorem Tax Rate and Revenue Reconciliation	4

GOVERNMENTAL FUND TYPES AND EXPENDABLE TRUST FUNDS

A	Estimated Revenue and Other Resources - Governmental Fund Types.....	5
A-1	Estimated Expenditures and Other Financing Uses-Governmental Fund Types	6
B	General Fund – Resources.....	7
B	General Fund – Expenditures, Other Uses and Fund Balance.....	8-9
C-1	General Obligation Bonds, Bonds, Revenue Bonds, Short-term Financing, Capital Leases and Special Assessment Bonds	10

TAX RATE CALCULATIONS

	Combined Tax Rate Calculation	11
--	-------------------------------------	----

CONTRACTS

	Schedule of Existing Contracts	12
	Schedule of Privatization Contracts	13



May 15, 2012

CITY OF HENDERSON – REDEVELOPMENT AGENCY
BUDGET MESSAGE

To: Mayor, Council and Citizens of Henderson

Presented herewith is the final budget for the 2013 fiscal year. A City of Henderson Redevelopment Agency Council meeting, open to the public, was held on May 15, 2012 at 6:30 p.m. to allow any citizen input or discussion. Decisions made at that meeting will be incorporated into the final budget.

REVENUES

We have used historical trends and state estimates as applicable for specific revenue types.

EXPENDITURES

The format for functions and activities is in accordance with the State of Nevada's directions for preparing the budget; and as such, presents summary data of the budget documents as reviewed by the City Council. Expenditures are shown as projected in full. Revenues are accounted for as such and are not netted against expenditures.

REDEVELOPMENT AGENCY FUND - ENDING FUND BALANCE AT 6/30/13

The projected Redevelopment Agency Fund ending fund balance at 6/30/13 is anticipated to be \$27,669,935, and is deemed to be adequate for the fund's cash flow requirements.

Sincerely,

Richard A. Derrick
Treasurer

Budget Summary for - City of Henderson - Redevelopment Agency
Schedule S-1

	GOVERNMENTAL FUND TYPES AND EXPENDABLE TRUST FUNDS				
	ACTUAL PRIOR YEAR 06/30/11 (1)	ESTIMATED CURRENT YEAR 6/30/12 (2)	BUDGET YEAR 6/30/13 (3)	PROPRIETARY FUNDS BUDGET YEAR 06/30/13 (4)	TOTAL (MEMO ONLY) COLUMNS 3 & 4 (5)
REVENUES:					
Property Taxes	8,206,796	6,445,130	4,226,512		4,226,512
Other Taxes					
Licenses and Permits					
Intergovernmental Resources	26,289	7,744	0		0
Charges for Services					
Fines and Forfeits					
Miscellaneous	635,024	190,000	190,000		190,000
TOTAL REVENUES	8,868,109	6,642,874	4,416,512	0	4,416,512
EXPENDITURES - EXPENSES:					
General Government	5,783,323	9,853,963	4,970,618		4,970,618
Judicial					
Public Safety					
Public Works					
Health					
Welfare					
Culture and Recreation					
Community Support					
Intergovernmental Expenditures					
Contingencies	XXXXXXXXXX	XXXXXXXXXX		XXXXXXXXXX	
Utility Enterprises					
Transit Systems					
Airports					
Administrative and Other Costs	0	0	0		0
Debt Service - Principal Retirement	590,000	615,000	650,000	XXXXXXXXXX	650,000
Interest Cost	765,671	735,128	702,789		702,789
TOTAL EXPENDITURES - EXPENSES	7,138,994	11,204,091	6,323,407	0	6,323,407
Excess of Revenues over (under) Expenditures - Expenses	1,729,115	(4,561,217)	(1,906,895)	0	(1,906,895)

Budget Summary for - City of Henderson - Redevelopment Agency
 Schedule S-1

GOVERNMENTAL FUND TYPES AND EXPENDABLE TRUST FUNDS					
	ACTUAL PRIOR YEAR 06/30/11 (1)	ESTIMATED CURRENT YEAR 6/30/12 (2)	BUDGET YEAR 6/30/13 (3)	PROPRIETARY FUNDS BUDGET YEAR 06/30/13 (4)	TOTAL (MEMO ONLY) COLUMNS 3 & 4 (5)
OTHER FINANCING SOURCES (USES):					
Proceeds of Long-Term Debt	0	0	0	XXXXXXXXXXXX	XXXXXXXXXXXX
Payment to Refunding Escrow Agent	0	0	0	XXXXXXXXXXXX	XXXXXXXXXXXX
Sales of General Fixed Assets				XXXXXXXXXXXX	XXXXXXXXXXXX
Operating Transfers (in)					XXXXXXXXXXXX
Operating Transfers (out)					XXXXXXXXXXXX
TOTAL OTHER FINANCING SOURCES (USES):	0	0	0	XXXXXXXXXXXX	XXXXXXXXXXXX
Excess of Revenues and Other Sources over (under) Expenditures and Other Uses	1,729,115	(4,561,217)	(1,906,895)	XXXXXXXXXXXX	XXXXXXXXXXXX
FUND BALANCE JULY 1, BEGINNING OF YEAR:				XXXXXXXXXXXX	XXXXXXXXXXXX
TOTAL BEGINNING FUND BALANCE	32,408,932	34,138,047	29,576,830	XXXXXXXXXXXX	XXXXXXXXXXXX
Prior Period Adjustment	0	0	0	XXXXXXXXXXXX	XXXXXXXXXXXX
Residual Equity Transfers	0	0	0	XXXXXXXXXXXX	XXXXXXXXXXXX
FUND BALANCE JUNE 30, END OF YEAR:				XXXXXXXXXXXX	XXXXXXXXXXXX
TOTAL ENDING FUND BALANCE	34,138,047	29,576,830	27,669,935		

FULL-TIME EQUIVALENT EMPLOYEES BY FUNCTION

	ACTUAL PRIOR YEAR ENDING 6/30/11	ESTIMATED CURRENT YEAR ENDING 6/30/12	BUDGET YEAR ENDING 6/30/13
General Government	10	11	9
Judicial			
Public Safety			
Public Works			
Sanitation			
Health			
Welfare			
Culture and Recreation			
Community Support			
TOTAL GENERAL GOVERNMENT	10	11	9
Utilities			
Hospitals			
Transit Systems			
Airports			
Other			
TOTAL	10	11	9

EMPLOYEE'S RETIREMENT CONTRIBUTION IS PAID BY: EMPLOYEE () LOCAL GOVERNMENT (X)
 (For other than Police and Fire Protection Employees)

POPULATION (AS OF JULY 1)	267,270	264,839	266,929
Source of Population Estimate	State of Nevada	State of Nevada	City of Henderson Community Development
Assessed Valuation Excluding NPM	417,276,368	310,612,115	198,618,603
Net Proceeds of Mines			
TOTAL ASSESSED VALUE	417,276,368	310,612,115	198,618,603
OPERATING TAX RATE			
General Fund	2.4334	2.8301	2.8164
Special Revenue Fund			
Capital Projects Funds			
Debt Service Fund			
Enterprise Fund			
Other			
DEBT TAX RATE			
General Fund			
Debt Service Funds			
Enterprise Fund			
TOTAL TAX RATE	2.4334	2.8301	2.8164

CITY OF HENDERSON - REDEVELOPMENT AGENCY
 (Local Government)

**SCHEDULE S-2 - STATISTICAL DATA
 INFORMATION ONLY**

AD VALOREM TAX RATE AND REVENUE RECONCILIATION

	(1) ALLOWED TAX RATE	(2) ASSESSED VALUATION	(3) ALLOWED AD VALOREM REVENUE	(4) TAX RATE LEVIED	(5) TOTAL AD VALOREM WITH NO CAP	(6) AD VALOREM TAX ABATEMENT & EXEMPTIONS	(7) BUDGETED AD VALOREM REVENUE WITH CAP
OPERATING RATE:							
A. Ad Valorem Subject to Revenue Limitations	2.8164	198,618,603	5,593,847	2.8164	5,593,847	(1,367,335)	4,226,512
B. Ad Valorem Outside Revenue Limitations Net Proceeds of Mines							
VOTER APPROVED							
C. Voter Approved Overrides							
LEGISLATIVE OVERRIDES							
D. Accident Indigent							
E. Medical Indigent							
F. Capital Acquisition							
G. Youth Services Levy							
H. Legislative Overrides							
I. SCCRT Loss							
J. & Construction - CPF							
K. Other							
L. SUBTOTAL LEGISLATIVE OVERRIDES		XXXXXXXXXX					
M. SUBTOTAL A, B, C, L	2.8164	XXXXXXXXXX	5,593,847	2.8164	5,593,847	(1,367,335)	4,226,512
N. Debt		XXXXXXXXXX					
O. TOTAL M & N	2.8164	XXXXXXXXXX	5,593,847	2.8164	5,593,847	(1,367,335)	4,226,512

City of Henderson - Redevelopment Agency
(Local Government)

SCHEDULE S-3 - AD VALOREM TAX RATE
AND REVENUE RECONCILIATION

EXPENDITURES BY FUNCTION AND ACTIVITY		(1) ACTUAL PRIOR YEAR ENDING 6/30/11	(2) ESTIMATED CURRENT YEAR ENDING 6/30/12	(3) BUDGET YEAR ENDING 6/30/2013
PAGE FUNCTION SUMMARY				
8	General Government	5,783,323	9,853,963	4,970,618
	Judicial			
	Public Safety			
	Public Works			
	Sanitation			
	Health			
	Welfare			
	Culture and Recreation			
	Community Support			
	Debt Service	1,355,671	1,350,128	1,352,789
TOTAL EXPENDITURES - ALL FUNCTIONS		7,138,994	11,204,091	6,323,407
OTHER USES:				
	CONTINGENCY (not to exceed 3% of Total Expenditures All Functions)	XXXXXXXXXX	XXXXXXXXXX	XXXXXXXXXX
	Payment to Refunding Escrow Agent	0	0	0
TOTAL EXPENDITURES AND OTHER USES		7,138,994	11,204,091	6,323,407
ENDING FUND BALANCE:				
TOTAL ENDING FUND BALANCE		34,138,047	29,576,830	27,669,935
TOTAL GENERAL FUND COMMITMENTS AND FUND BALANCE		41,277,041	40,780,921	33,993,342

**CITY OF HENDERSON - REDEVELOPMENT AGENCY
(Local Government)**

**SCHEDULE B - SUMMARY - EXPENDITURES, OTHER USES AND FUND BALANCE
GENERAL FUND - ALL FUNCTIONS**

CITY OF HENDERSON
REDEVELOPMENT AGENCY
2012-2013 TENTATIVE BUDGET
COMBINED TAX RATE CALCULATION

OVERLAPPING ENTITY	TAX DISTRICT 503,518 DOWNTOWN OPERATING RATE	TAX DISTRICT 512 CORNERSTONE OPERATING RATE	TAX DISTRICT 513 TUSCANY HILLS OPERATING RATE	TAX DISTRICT 521,522,523 EASTSIDE OPERATING RATE	TAX DISTRICT 524 LAKEMOOR OPERATING RATE
City of Henderson	0.7108	0.7108	0.7108	0.7108	0.7108
Clark County	0.6541	0.6541	0.6541	0.6541	0.6541
Clark County School District	1.3034	1.3034	1.3034	1.3034	1.3034
State of Nevada	0.1700	0.1700	0.1700	0.1700	0.1700
Henderson Library District	0.0575	0.0575	0.0575	0.0575	0.0575
Las Vegas Artesian Basin	0.0000	0.0000	0.0000	0.0000	0.0000
Las Vegas/Clark Co. Library District - Debt	0.0000	0.0000	0.0000	0.0000	0.0000
Adj per NRS 279.676	-0.0733	-0.0733	-0.0733	-0.0733	-0.0733
Combined Tax Rate	2.8225	2.8225	2.8225	2.8225	2.8225

Incremental Valuation

	512	513	521,522,523	524	Total
1995-1996, 2005-2006	2000-2001	2000-2001	2005-2006	2009-2010	
Base Year Date					
Base Year Assessed Valuation	74,914,100	17,423,900	329,741,643	9,537,351	438,768,854
Fiscal Year 2012-2013 Incremental Assessed Valuation*	80,420,672	84,333,459	-	-	198,618,603
Estimated Tax Increment Before Abatement & Exemptions	2,264,949	2,375,147	-	-	5,593,847
Exemptions	(525,268)	(550,824)	-	-	(1,297,278)
Tax Abatement	(28,366)	(29,746)	-	-	(70,057)
Budgeted Tax Increment*	1,711,315	1,794,577	-	-	4,226,512

*Both the FY 2013 Incremental Assessed Valuation and Budgeted Tax Increment calculations were supplied by Nevada State Bank Public Finance.

Blended Tax Rate

2.8164

**Schedule of Existing Contracts
Budget Year 2012-2013**

Local Government: City of Henderson - Redevelopment Agency
 Contact: Lisa Sich
 E-mail Address: Lisa.Sich@cityofhenderson.com
 Daytime Telephone: 702-267-1518

Total Number of Existing Contracts: 0

Line	Vendor	Effective Date of Contract	Termination Date of Contract	Proposed Expenditure FY2012-13	Proposed Expenditure FY2013-14	Reason or need for Contract
1	N/A			0	0	
2						
3						
4						
5						
6						
7						
8						
9						
10						
11						
12						
13						
14						
15						
Total Proposed Expenditures				0	0	

Additional Explanations (Reference Line Number and Vendor):

CITY OF HENDERSON - REDEVELOPMENT AGENCY
(Local Government)

