



HENDERSON  
REDEVELOPMENT  
AGENCY

# FINAL BUDGET

FISCAL YEAR 2023-2024 • CITY OF HENDERSON, NEVADA



# Redevelopment Agency

May 16, 2023

Ms. Kelly Langley  
State of Nevada, Department of Taxation  
1550 E. College Parkway, Suite 115  
Carson City, NV 89706-7937

The City of Henderson - Redevelopment Agency herewith submits the final budget for the fiscal year ending June 30, 2024.


This budget contains one (1) fund, requiring property tax revenue totaling \$36,689,212.

The property tax rates computed herein are based on preliminary data. If the final state computed revenue limitation permits, the tax rate will be increased by an amount not to exceed .01 (1%). If the final computation requires, the tax rate will be lowered.




This budget contains one (1) governmental type fund with estimated expenditures of \$48,152,623.

Copies of this budget have been filed for public record and inspection in the offices enumerated in NRS 354.596 (Local Government Budget Act).

### CERTIFICATION

I,   
(Signature)  
Treasurer  
(Title)

### APPROVED BY THE GOVERNING BOARD:

certify that all applicable funds and financial operations of this Local Government are listed herein.

Dated: May 16, 2023

\*\*\*\*\*

### SCHEDULED PUBLIC HEARING

Date and Time: May 16, 2023 - 3:30 PM Publication Dates: May 5, 2023

Place: Henderson City Hall – 240 Water Street, Henderson, NV 89015

**CITY OF HENDERSON – REDEVELOPMENT AGENCY**

**FISCAL YEAR JULY 1, 2023 - JUNE 30, 2024**

**INDEX**

<b><u>SCHEDULE NUMBER</u></b>	<b><u>DESCRIPTION</u></b>	<b><u>PAGE NUMBER</u></b>
	<b><u>INTRODUCTION</u></b>	
	Transmittal Letter .....	i
	Index.....	ii
	Budget Message .....	iii

**SUMMARY FORMS**

S-1	Budget Summary - All Funds .....	1-2
S-2	Statistical Data .....	3
S-3	Ad Valorem Tax Rate and Revenue Reconciliation .....	4

**GOVERNMENTAL FUND TYPES AND EXPENDABLE TRUST FUNDS**

A	Estimated Revenue and Other Resources - Governmental Fund Types .....	5
A-1	Estimated Expenditures and Other Financing Uses-Governmental Fund Types.....	6
B	General Fund – Resources .....	7
B	General Fund – Expenditures, Other Uses and Fund Balance.....	8-9
C-1	General Obligation Bonds, Bonds, Revenue Bonds, Short-term Financing, Capital Leases and Special Assessment Bonds .....	10

**TAX RATE CALCULATIONS**

Combined Tax Rate Calculation .....	11
-------------------------------------	----

**CONTRACTS**

Schedule of Existing Contracts .....	12
Schedule of Privatization Contracts .....	13





Redevelopment  
Agency

May 16, 2023

CITY OF HENDERSON – REDEVELOPMENT AGENCY  
BUDGET MESSAGE

To: Mayor, Council and Citizens of Henderson

Presented herewith is the final budget for the 2024 fiscal year. A City of Henderson Redevelopment Agency meeting, open to the public, was held on May 16, 2023 at 3:30 p.m. to allow any citizen input or discussion. Decisions made at that meeting were incorporated into the final budget.

REVENUES

We have used historical trends and state estimates as applicable for specific revenue types.

EXPENDITURES

The format for functions and activities is in accordance with the State of Nevada's directions for preparing the budget; and as such, presents summary data of the budget documents as reviewed by the City Council. Expenditures are shown as projected in full. Revenues are accounted for as such and are not netted against expenditures.

REDEVELOPMENT AGENCY FUND - ENDING FUND BALANCE AT 6/30/24

The projected Redevelopment Agency Fund ending fund balance at 6/30/24 is anticipated to be \$25,823,420 and is deemed to be adequate for the fund's cash flow requirements.

Sincerely,

Jim McIntosh  
Treasurer

Budget Summary for - City of Henderson - Redevelopment Agency  
 Schedule S-1

	GOVERNMENTAL FUND TYPES AND EXPENDABLE TRUST FUNDS				
	ACTUAL PRIOR YEAR 06/30/22 (1)	ESTIMATED CURRENT YEAR 6/30/23 (2)	BUDGET YEAR 6/30/24 (3)	PROPRIETARY FUNDS BUDGET YEAR 06/30/24 (4)	TOTAL (MEMO ONLY) COLUMNS 3 & 4 (5)
<b>REVENUES:</b>					
Property Taxes	27,395,164	30,357,257	36,689,212		36,689,212
Other Taxes					
Licenses and Permits					
Intergovernmental Resources	0	600,000	0		0
Charges for Services					
Fines and Forfeits	0	0	0		
Miscellaneous	(1,262,256)	691,800	915,100		915,100
<b>TOTAL REVENUES</b>	<b>26,132,908</b>	<b>31,649,057</b>	<b>37,604,312</b>	<b>0</b>	<b>37,604,312</b>
<b>EXPENDITURES - EXPENSES:</b>					
General Government	13,236,741	145,561,472	40,419,698		40,419,698
Judicial					
Public Safety					
Public Works					
Health					
Welfare					
Culture and Recreation					
Community Support					
Intergovernmental Expenditures					
Contingencies	XXXXXXXXXX	XXXXXXXXXX		XXXXXXXXXX	
Utility Enterprises					
Transit Systems					
Airports					
Debt Service - Principal Retirement	275,000	290,000	1,720,000	XXXXXXXXXX	1,720,000
Interest Cost	341,925	327,800	6,012,925		6,012,925
Administrative and Other Costs	0	0	0		0
<b>TOTAL EXPENDITURES - EXPENSES</b>	<b>13,853,666</b>	<b>146,179,272</b>	<b>48,152,623</b>	<b>0</b>	<b>48,152,623</b>
<b>Excess of Revenues over (under) Expenditures - Expenses</b>	<b>12,279,242</b>	<b>(114,530,215)</b>	<b>(10,548,311)</b>	<b>0</b>	<b>(10,548,311)</b>

Budget Summary for - City of Henderson - Redevelopment Agency

Schedule S-1

	GOVERNMENTAL FUND TYPES AND EXPENDABLE TRUST FUNDS				
	ACTUAL PRIOR YEAR 06/30/22 (1)	ESTIMATED CURRENT YEAR 6/30/23 (2)	BUDGET YEAR 6/30/24 (3)	PROPRIETARY FUNDS BUDGET YEAR 06/30/24 (4)	TOTAL (MEMO ONLY) COLUMNS 3 & 4 (5)
<b>OTHER FINANCING SOURCES (USES):</b>					
Proceeds of Long-Term Debt	0	90,000,000	10,000,000	XXXXXXXXXX	XXXXXXXXXX
Premium Refunding Bonds Issued	0	0	0		
Payment to Refunding Escrow Agent	0	0	0	XXXXXXXXXX	XXXXXXXXXX
Sales of General Fixed Assets	0	279,000	300,000	XXXXXXXXXX	XXXXXXXXXX
Operating Transfers (in)	0	0	0		XXXXXXXXXX
Operating Transfers (out)	(2,265,000)	0	0		XXXXXXXXXX
<b>TOTAL OTHER FINANCING SOURCES (USES):</b>	<b>(2,265,000)</b>	<b>90,279,000</b>	<b>10,300,000</b>	XXXXXXXXXX	XXXXXXXXXX
Excess of Revenues and Other Sources over (under) Expenditures and Other Uses	10,014,242	(24,251,215)	(248,311)	XXXXXXXXXX	XXXXXXXXXX
<b>FUND BALANCE JULY 1, BEGINNING OF YEAR:</b>				XXXXXXXXXX	XXXXXXXXXX
<b>TOTAL BEGINNING FUND BALANCE</b>	<b>40,308,704</b>	<b>50,322,946</b>	<b>26,071,731</b>	XXXXXXXXXX	XXXXXXXXXX
Prior Period Adjustment	0	0	0	XXXXXXXXXX	XXXXXXXXXX
Residual Equity Transfers	0	0	0	XXXXXXXXXX	XXXXXXXXXX
<b>FUND BALANCE JUNE 30, END OF YEAR:</b>				XXXXXXXXXX	XXXXXXXXXX
<b>TOTAL ENDING FUND BALANCE</b>	<b>50,322,946</b>	<b>26,071,731</b>	<b>25,823,420</b>		

**FULL-TIME EQUIVALENT EMPLOYEES BY FUNCTION**

	<b>ACTUAL PRIOR YEAR ENDING 6/30/22</b>	<b>ESTIMATED CURRENT YEAR ENDING 6/30/23</b>	<b>BUDGET YEAR ENDING 6/30/24</b>
General Government	9	9	9
Judicial			
Public Safety			
Public Works			
Sanitation			
Health			
Welfare			
Culture and Recreation			
Community Support			
<b>TOTAL GENERAL GOVERNMENT</b>	<b>9</b>	<b>9</b>	<b>9</b>
Utilities			
Hospitals			
Transit Systems			
Airports			
Other			
<b>TOTAL</b>	<b>9</b>	<b>9</b>	<b>9</b>

**EMPLOYEE'S RETIREMENT CONTRIBUTION IS PAID BY: EMPLOYEE ( ) LOCAL GOVERNMENT ( X )  
(For other than Police and Fire Protection Employees)**

POPULATION (AS OF JULY 1)	322,800	330,561	334,640
Source of Population Estimate	State of Nevada	State of Nevada	State of Nevada
Assessed Valuation Excluding NPM	1,399,724,394	1,814,019,606	2,273,332,799
Net Proceeds of Mines			
<b>TOTAL ASSESSED VALUE</b>	<b>1,399,724,394</b>	<b>1,814,019,606</b>	<b>2,273,332,799</b>
<b>OPERATING TAX RATE</b>			
General Fund	2.4280	2.4409	2.4321
Special Revenue Fund			
Capital Projects Funds			
Debt Service Fund			
Enterprise Fund			
Other			
<b>DEBT TAX RATE</b>			
General Fund			
Debt Service Funds			
Enterprise Fund			
<b>TOTAL TAX RATE</b>	<b>2.428</b>	<b>2.4409</b>	<b>2.4321</b>

**CITY OF HENDERSON - REDEVELOPMENT AGENCY  
(Local Government)**

**SCHEDULE S-2 - STATISTICAL DATA  
INFORMATION ONLY**

**AD VALOREM TAX RATE AND REVENUE RECONCILIATION**

	(1) ALLOWED TAX RATE	(2) ASSESSED VALUATION	(3) ALLOWED AD VALOREM REVENUE	(4) TAX RATE LEVIED	(5) TOTAL AD VALOREM WITH NO CAP	(6) AD VALOREM TAX ABATEMENT & EXEMPTIONS	(7) BUDGETED AD VALOREM REVENUE WITH CAP
OPERATING RATE:							
A. Ad Valorem Subject to Revenue Limitations	2.4321	2,273,332,799	55,288,851	2.4321	55,288,851	(18,599,639)	36,689,212
B. Ad Valorem Outside Revenue Limitations Net Proceeds of Mines							
VOTER APPROVED							
C. Voter Approved Overrides							
LEGISLATIVE OVERRIDES							
D. Accident Indigent							
E. Medical Indigent							
F. Capital Acquisition							
G. Youth Services Levy							
H. Legislative Overrides							
I. SCCRT Loss							
J. & Construction - CPF							
K. Other							
L. SUBTOTAL LEGISLATIVE OVERRIDES		XXXXXXXXXX					
M. SUBTOTAL A, B, C, L	2.4321	XXXXXXXXXX	55,288,851	2.4321	55,288,851	(18,599,639)	36,689,212
N. Debt		XXXXXXXXXX					
O. TOTAL M & N	2.4321	XXXXXXXXXX	55,288,851	2.4321	55,288,851	(18,599,639)	36,689,212

City of Henderson - Redevelopment Agency  
(Local Government)

**SCHEDULE S-3 - AD VALOREM TAX RATE  
AND REVENUE RECONCILIATION**



**ESTIMATED REVENUES AND OTHER RESOURCES**

**SCHEDULE A - GOVERNMENTAL FUND TYPES, EXPENDABLE TRUST FUNDS AND TAX SUPPORTED PROPRIETARY FUND TYPES**

FOR FISCAL YEAR ENDED JUNE 30, 2024

Budget Summary For - City of Henderson - Redevelopment Agency  
(Local Government)

<b>GOVERNMENTAL FUNDS AND EXPENDABLE TRUST FUNDS FUND NAME</b>	<b>BEGINNING FUND BALANCES (1)</b>	<b>CONSOLIDATED TAX REVENUE (2)</b>	<b>PROPERTY TAX REQUIRED (3)</b>	<b>TAX RATE (4)</b>	<b>OTHER REVENUES (5)</b>	<b>OTHER FINANCING SOURCES OTHER THAN TRANSFERS IN (6)</b>	<b>OPERATING TRANSFERS IN (7)</b>	<b>TOTAL (8)</b>
General	26,071,731	0	36,689,212	2.4321	915,100	10,300,000	0	73,976,043
Subtotal Governmental Fund Types, Expendable Trust Funds	26,071,731	0	36,689,212	2.4321	915,100	10,300,000	0	73,976,043
<b>PROPRIETARY FUNDS</b>								
	XXXXXXXXXX				XXXXXXXXXX	XXXXXXXXXX	XXXXXXXXXX	XXXXXXXXXX
<b>SUBTOTAL PROPRIETARY FUNDS</b>	XXXXXXXXXX				XXXXXXXXXX	XXXXXXXXXX	XXXXXXXXXX	XXXXXXXXXX
<b>TOTAL ALL FUNDS</b>	26,071,731	0	36,689,212	2.4321	915,100	10,300,000	0	73,976,043

**SCHEDULE A-1 ESTIMATED EXPENDITURES AND OTHER FINANCING USES**

Budget Summary for - City of Henderson - Redevelopment Agency

FOR FISCAL YEAR ENDED JUNE 30, 2024

(Local Government)

GOVERNMENTAL FUND TYPES AND EXPENDABLE TRUST FUNDS  FUND NAME	*	SALARIES AND WAGES (1)	EMPLOYEE BENEFITS (2)	SERVICES, SUPPLIES AND OTHER CHARGES ** (3)	CAPITAL OUTLAY *** (4)	CONTINGENCIES AND USES OTHER THAN OPERATING TRANSFERS OUT (5)	OPERATING TRANSFERS OUT (6)	ENDING FUND BALANCES (7)	TOTAL (8)
General		1,012,625	517,437	36,622,561	10,000,000	0	0	25,823,420	73,976,043
<b>TOTAL GOVERNMENTAL FUND TYPES AND EXPENDABLE TRUST FUNDS</b>		<b>1,012,625</b>	<b>517,437</b>	<b>36,622,561</b>	<b>10,000,000</b>	<b>0</b>	<b>0</b>	<b>25,823,420</b>	<b>73,976,043</b>

\*FUND TYPES : R - Special Revenue  
 C - Capital Projects  
 D - Debt Service  
 T - Expendable Trust

\*\*Includes Debt Service Requirements  
 \*\*\*Capital Outlay must agree with CIP except in General Fund

RESOURCES	(1) ACTUAL PRIOR YEAR ENDING 6/30/22	(2) ESTIMATED CURRENT YEAR ENDING 6/30/23	(3) BUDGET YEAR ENDING 6/30/24	
			TENTATIVE APPROVED	FINAL APPROVED
Taxes:				
Property Tax	27,395,164	30,357,257	36,689,212	36,689,212
Intergovernmental	0	600,000	0	0
Miscellaneous:				
Investment Income (loss)	(1,266,564)	665,950	888,400	888,400
Fines and Forfeits	0	0	0	0
Rental Fees	1,185	0	0	0
Miscellaneous	3,123	25,850	26,700	26,700
<b>SUBTOTAL REVENUE ALL SOURCES</b>	<b>26,132,908</b>	<b>31,649,057</b>	<b>37,604,312</b>	<b>37,604,312</b>
<b>OTHER FINANCING SOURCES</b>				
Operating Transfers In (Schedule T)				
Debt Service Fund (Ad Valorem)	0	0	0	0
Gas Tax Fund	0	0	0	0
Building Facilities Fund	0	0	0	0
City of Henderson - Land Fund	0	0	0	0
Forfeited Asset Trust Fund	0	0	0	0
HUD Fund	0	0	0	0
Sewer Enterprise Fund	0	0	0	0
Proceeds of Long-Term Debt	0	90,000,000	10,000,000	10,000,000
Other	0	0	0	0
Sale of General Fixed Assets	0	279,000	300,000	300,000
Premium Refunding Bonds Issued	0	0	0	0
<b>SUBTOTAL OTHER FINANCING SOURCES</b>	<b>0</b>	<b>90,279,000</b>	<b>10,300,000</b>	<b>10,300,000</b>
<b>TOTAL BEGINNING FUND BALANCE</b>	<b>40,308,704</b>	<b>50,322,946</b>	<b>26,071,731</b>	<b>26,071,731</b>
Prior Period Adjustments	0	0	0	0
Residual Equity Transfers	0	0	0	0
<b>TOTAL AVAILABLE RESOURCES</b>	<b>66,441,612</b>	<b>172,251,003</b>	<b>73,976,043</b>	<b>73,976,043</b>

**CITY OF HENDERSON - REDEVELOPMENT AGENCY  
(Local Government)**

**SCHEDULE B - GENERAL FUND**

EXPENDITURES BY FUNCTION AND ACTIVITY	(1)	(2)	(3) BUDGET YEAR ENDING 6/30/24		(4)
	ACTUAL PRIOR YEAR ENDING 6/30/22	ESTIMATED CURRENT YEAR ENDING 6/30/23	TENTATIVE APPROVED	FINAL APPROVED	
General Government:					
Salaries and Wages	830,428	975,269	1,012,625	1,012,625	1,012,625
Benefits	372,577	465,074	517,437	517,437	517,437
Services and Supplies	12,033,699	28,043,029	28,889,636	28,889,636	28,889,636
Capital Outlay	37	116,078,100	10,000,000	10,000,000	10,000,000
<b>Subtotal General Government</b>	<b>13,236,741</b>	<b>145,561,472</b>	<b>40,419,698</b>	<b>40,419,698</b>	<b>40,419,698</b>
Debt Service:					
Principal Retirement	275,000	290,000	1,720,000	1,720,000	1,720,000
Interest Cost	341,925	327,800	6,012,925	6,012,925	6,012,925
Administrative and Other Cost	0	0	0	0	0
<b>Subtotal Debt Service</b>	<b>616,925</b>	<b>617,800</b>	<b>7,732,925</b>	<b>7,732,925</b>	<b>7,732,925</b>
<b>TOTAL</b>	<b>13,853,666</b>	<b>146,179,272</b>	<b>48,152,623</b>	<b>48,152,623</b>	<b>48,152,623</b>

CITY OF HENDERSON - REDEVELOPMENT AGENCY  
(Local Government)

SCHEDULE B - GENERAL FUND



**ALL EXISTING OR PROPOSED  
GENERAL OBLIGATION BONDS, REVENUE BONDS,  
MEDIUM-TERM FINANCING, CAPITAL LEASES AND  
SPECIAL ASSESSMENT BONDS**

- \* - Type  
 1 - General Obligation Bonds  
 2 - G. O. Revenue Supported Bonds  
 3 - G. O. Special Assessment Bonds  
 4 - Revenue Bonds  
 5 - Medium-Term Financing  
 6 - Medium-Term Financing - Lease Purchase

- 7 - Capital Leases  
 8 - Special Assessment Bonds  
 9 - Mortgages  
 10 - Other (Specify Type)  
 11 - Proposed (Specify Type)

(1) NAME OF BONDS OR LOAN	(2) *	(3) TERM	(4) ORIGINAL AMOUNT OF ISSUE	(5) ISSUE DATE	(6) FINAL PAYMENT DATE	(7) INTEREST RATE	(8) BEGINNING OUTSTANDING BALANCE 7/1/23	REQUIREMENTS FOR FISCAL YEAR ENDING JUNE 30, 2024		
								(9) INTEREST PAYABLE	(10) PRINCIPAL PAYABLE	(11) TOTAL
<b>FUND: General Fund</b>										
Series 2015 Henderson Redevelopment Tax Increment	4	25 yrs.	9,365,000	11/18/15	10/01/39	2-5%	7,590,000	312,925	305,000	617,925
Subtotal Revenue Bonds			9,365,000				7,590,000	312,925	305,000	617,925
Series 2023 Tax Increment Bonds (Eastside)	11	27 yrs.	90,000,000	06/01/23	06/30/50	6.00%	90,000,000	5,400,000	1,415,000	6,815,000
Series 2023 Tax Increment Bonds (Downtown)	11	17 yrs.	10,000,000	10/01/23	06/30/40	6.00%	10,000,000	300,000	0	300,000
Subtotal Proposed Bonds			100,000,000				100,000,000	5,700,000	1,415,000	7,115,000
Subtotal General Obligation			109,365,000				107,590,000	6,012,925	1,720,000	7,732,925
<b>TOTAL ALL DEBT SERVICE</b>			109,365,000				107,590,000	6,012,925	1,720,000	7,732,925

**CITY OF HENDERSON - REDEVELOPMENT AGENCY  
(Local Government)  
SCHEDULE C-1 INDEBTEDNESS**



**CITY OF HENDERSON  
REDEVELOPMENT AGENCY  
2023-2024 FINAL BUDGET  
COMBINED TAX RATE CALCULATION**

	<b>TAX DISTRICT 503,518 DOWNTOWN OPERATING RATE</b>	<b>TAX DISTRICT 512 CORNERSTONE OPERATING RATE</b>	<b>TAX DISTRICT 513 TUSCANY HILLS OPERATING RATE</b>	<b>TAX DISTRICT 521,522,523,528,529 EASTSIDE OPERATING RATE</b>	<b>TAX DISTRICT 524 LAKEMOOR OPERATING RATE</b>
<b>OVERLAPPING ENTITY</b>					
City of Henderson	0.7708	0.7708	0.7708	0.7708	0.7708
Clark County	0.6541	0.6541	0.6541	0.6541	0.6541
Clark County School District	1.3034	1.3034	1.3034	1.3034	1.3034
State of Nevada	0.1700	0.1700	0.1700	0.1700	0.1700
Henderson Library District	0.0610	0.0610	0.0610	0.0610	0.0610
Las Vegas Artesian Basin	0.0000	0.0000	0.0000	0.0000	0.0000
Las Vegas/Clark Co. Library District - Debt	0.0000	0.0000	0.0000	0.0000	0.0000
Adj per NRS 279.676 (City of Henderson Debt)	(0.1200)	(0.1200)	(0.1200)	(0.1200)	(0.1200)
Adj per NRS 279.676 (Clark County School District Debt)	(0.5534)	(0.5534)	(0.5534)	(0.5534)	(0.5534)
Adj per NRS 279.676 (State of Nevada)	(0.0082)	(0.0082)	(0.0082)	(0.0082)	(0.0082)
Combined Tax Rate	<u>2.2777</u>	<u>2.2777</u>	<u>2.2777</u>	<u>2.2777</u>	<u>2.2777</u>

\*\*Tax rates from 2012 Redbook except those provided by Nevada State Bank Public Finance.

<u>Incremental Valuation</u>	<b>503,518</b>	<b>512</b>	<b>513</b>	<b>521,522,523,528,529</b>	<b>524</b>	<b>Total</b>
Base Year Date	1995-1996, 2005-2006	2000-2001	2000-2001	2005-2006, 2013-2014, 2020-2021 <sup>1</sup>	2009-2010	
Base Year Assessed Valuation	74,914,100	7,151,860	17,423,900	607,942,964	9,537,351	716,970,175
<b>Fiscal Year 2023-2024 Incremental Assessed Valuation</b>	<b>243,545,537</b>	<b>169,873,554</b>	<b>423,974,886</b>	<b>1,435,510,557</b>	<b>428,265</b>	<b>2,273,332,799</b>
Estimated Tax Increment Before Abatement & Exemptions	7,951,024	4,180,408	9,347,831	33,794,247	15,341	55,288,851
Tax Abatement	(1,453,485)	(524,873)	(2,935,422)	(7,687,993)	(1,518)	(12,603,292)
Tax Exemptions	(2,838,470)	(261,339)	(274,118)	(2,611,084)	(11,336)	(5,996,347)
<b>**Budgeted Tax Increment</b>	<b>3,659,069</b>	<b>3,394,196</b>	<b>6,138,290</b>	<b>23,495,170</b>	<b>2,486</b>	<b>36,689,212</b>
	3,659,069	3,394,196	6,138,290	23,495,170	2,486	36,689,212

(1) Source: Fiscal Year 2004-2005 Property Tax Rates for Nevada Local Governments (Page D-2).

<sup>1</sup> Henderson adopted a reset of the base year effective July 1, 2014. The original base year date was 2005-2006. Tax district 528 was added effective July 1, 201 Tax district 529 was added effective 11/23/2020.

\*\*Data provided by CC Treasurer, Report NV0097, 3/15/23

**Blended Tax Rate**

**2.4321**

**Schedule of Existing Contracts  
Budget Year 2023-2024**

**Local Government:** City of Henderson - Redevelopment Agency  
**Contact:** David Vorce  
**E-mail Address:** [David.Vorce@cityofhenderson.com](mailto:David.Vorce@cityofhenderson.com)  
**Daytime Telephone:** 702-267-1518

Total Number of Existing Contracts: 3

Line	Vendor	Effective Date of Contract	Termination Date of Contract	Proposed Expenditure FY 2023-24	Proposed Expenditure FY 2024-25	Reason or need for contract:
1	EIDE BAILLY LLP	04/20/2023	03/19/2024	\$ 46,000	\$ 49,500	Auditing of the Redevelopment Agency's financial statements. New Audit firm.
2	NATIONAL COUNCIL FOR COMMUNITY DEVELOPMENT COUNCIL	07/01/2023	06/30/2024	\$ 60,000	\$ 60,000	Community & Economic Development Advisement.
3	MUNICAP	06/17/2021	03/31/2023	\$ 90,000	\$ -	Revenue Analysis for Eastside Redevelopment Area. Services will not be renewed.
Total Proposed Expenditures				\$196,000.00	\$109,500.00	

Additional Explanations (Reference Line Number and Vendor):

**CITY OF HENDERSON - REDEVELOPMENT AGENCY  
(Local Government)**





**MICHELLE ROMERO**  
Chairman

**JIM SEEBOCK**  
Officer

**DAN K. SHAW**  
Officer

**CARRIE COX**  
Officer

**DAN H. STEWART**  
Officer



**RICHARD A. DERRICK**  
Executive Director

**JIM McINTOSH**  
Treasurer



**240 S Water St**  
**Henderson, NV 89015**  
**[cityofhenderson.com](http://cityofhenderson.com)**

**HENDERSON™**